


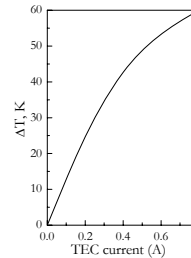
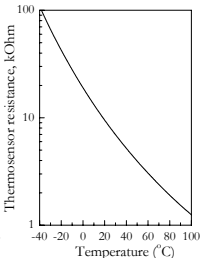


Optically pumped immersion 3.9 μm LED				OPLED39Sc	
Peak wavelength	λ_{max}	μm	3.9		
Pulsed power at I=1 A	P_{pulsed}	μW	200 \pm 50		
CW power at I=100 mA	P_{CW}	μW	35 \pm 10		
Switching time	τ	ns	\leq 50		

Code	Thread	Sensitive area, mm	Lens material	Angle of view FWHM, deg.	Operation (storage) conditions, °C	Polarity
OPLED39Sc	M5 \times 0.5	\varnothing 3.3	Si	\leq 20	-25 \div +60	short wire or black point is negative
OPLED39TO8TEC			Si lens and quartz window			See fig. below

	OPLED39Sc	OPLED39TO8TEC	
Product view			 <p>1 TEC -; 4 TEC + 8 LED +; 13 LED - 10, 11 thermosensor,</p>
			

- ✓ Beam divergence of the LEDs is small and thus we recommend adjusting LED position regarding to the detector system before final evaluation/use of the devices.
- ✓ All data are valid for room temperature (22°C) and LED attached to a heatsink. Heatsink is important for normal LED operation especially in the CW mode.
- ✓ The maximal cooling in OPLED39TO8TEC mounted onto a heatsink is around $\Delta T = -50$ K (at current through TEC of 0.8 A)

