

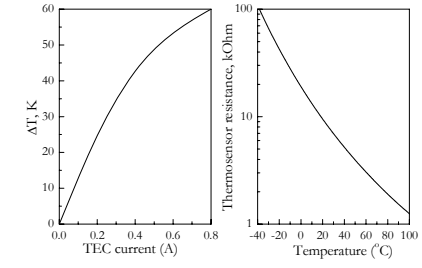


Optically Immersed 4.2 μm LED in heat-sink optimized housing				LED42Sr
Peak wavelength	λ_{max}	μm		4.2 \pm 0.1
Pulsed power at I=1 A	P_{pulsed}	μW		70 \pm 15
CW power at I=200 mA	P_{CW}	μW		25 \pm 5
Switching time	τ	ns		\leq 20

Code	Thread	Emission size, mm	Lens material	Far-field pattern FWHM, deg.	Optical axis deviation, deg	Operation (storage) conditions, $^{\circ}\text{C}$
LED42Sr	M5 \times 0.5	\varnothing 3.3	Si	\leq 20	\leq 7	-25 \div +60 (+80)
LED42TO8TEC			Si lens and quartz window			

	LED42Sr	LED42TO8TEC
Product view		 <p>1 TEC -; 4 TEC + 8 LED +; 13 LED - 10, 11 thermosensor</p> 

- ✓ All devices are stressed at 80 $^{\circ}\text{C}$ (I=0) and I=200 mA (CW, 20 $^{\circ}\text{C}$) for 10 hrs before final test and shipping to a customer.
- ✓ Beam divergence of the LEDs is small and thus we recommend adjusting LED position regarding to the detector system before final evaluation/use of the devices.
- ✓ All data are valid for room temperature (22 $^{\circ}\text{C}$) and LED attached to a heatsink. Heatsink is important for normal LED operation especially in the CW mode.

