

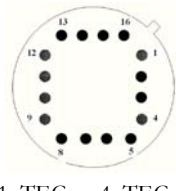
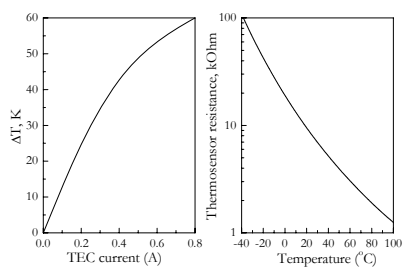


Optically Immersed 3.6 μm LED in heat-sink optimized housing				LED36Sc
Peak wavelength	λ_{max}	μm		3.65 \pm 0.05
Pulsed power at I=1 A	P_{pulsed}	μW		350 \pm 70
CW power at I=200 mA	P_{CW}	μW		135 \pm 25
Switching time	τ	ns		\leq 20

Code	Thread	Emission size, mm	Lens material	Far-field pattern FWHM, deg.	Optical axis deviation, deg	Operation (storage) conditions, $^{\circ}\text{C}$
LED36Sc	M5 \times 0.5	\varnothing 3.3	Si	\leq 20	\leq 7	-25 \div +60 (+80)
LED36TO8TEC			Si lens and quartz window			

	LED36Sc	LED36TO8TEC
Product view		  1 TEC -; 4 TEC + 8 LED +; 13 LED - 10, 11 thermosensor
		

- ✓ All devices are stressed at 80 $^{\circ}\text{C}$ (I=0) and I=200 mA (CW, 20 $^{\circ}\text{C}$) for 10 hrs before final test and shipping to a customer.
- ✓ Beam divergence of the LEDs is small and thus we recommend adjusting LED position regarding to the detector system before final evaluation/use of the devices.
- ✓ All data are valid for room temperature (22 $^{\circ}\text{C}$) and LED attached to a heatsink. Heatsink is important for normal LED operation especially in the CW mode.
- ✓ Polarity: short wire is negative or white point on house is positive

