

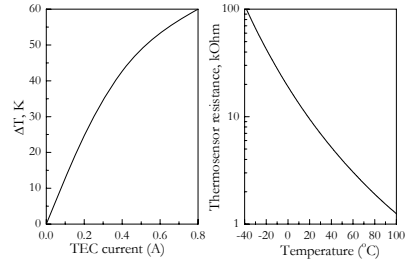


Optically Immersed 3.0 μm LED in heat-sink optimized housing				LED30Sr
Peak wavelength	λ_{max}	μm		2.95 ± 0.05
Pulsed power at I=1 A	P_{pulsed}	μW		250 ± 50
CW power at I=200 mA	P_{CW}	μW		50 ± 10
Switching time	τ	ns		≤ 20

Code	Thread	Emission size, mm	Lens material	Far-field pattern FWHM, deg.	Optical axis deviation, deg	Operation (storage) conditions, °C
LED30Sr	M5×0.5	Ø 3.3	Si	≤ 20	≤ 7	-25÷+60 (+80)
LED30TO8TEC			Si lens and quartz window			

	LED30Sr	LED30TO8TEC
Product view		 <p>1 TEC -; 4 TEC + 8 LED +; 13 LED - 10, 11 thermosensor</p> 

- ✓ All devices are stressed at 80°C (I=0) and I=200 mA (CW, 20°C) for 10 hrs before final test and shipping to a customer.
- ✓ Beam divergence of the LEDs is small and thus we recommend adjusting LED position regarding to the detector system before final evaluation/use of the devices.
- ✓ All data are valid for room temperature (22°C) and LED attached to a heatsink. Heatsink is important for normal LED operation especially in the CW mode.

