

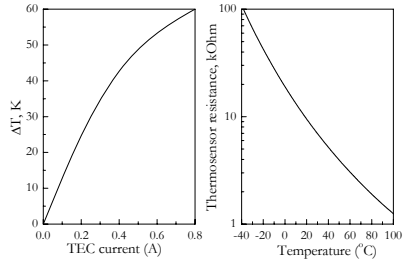


Optically Immersed 2.15 μm LED in heat-sink optimized housing				LED21Sr
Peak wavelength	λ_{max}	μm		2.15 \pm 0.05
Pulsed power at I=1 A	P _{pulsed}	mW		9.0 \pm 2.0
CW power at I=200 mA	P _{CW}	mW		1.3 \pm 0.25
Switching time	τ	ns		\leq 20

Code	Thread	Emission size, mm	Lens material	Far-field pattern FWHM, deg.	Optical axis deviation, deg	Operation (storage) conditions, °C
LED21Sr	M5 \times 0.5	\varnothing 3.3	Si	\leq 20	\leq 7	-25 \div +60 (+80)
LED21TO8TEC			Si lens and quartz window			

	LED21Sr	LED21TO8TEC
Product view		
		

- ✓ All devices are stressed at 80°C (I=0) and I=200 mA (CW, 20°C) for 10 hrs before final test and shipping to a customer.
- ✓ Beam divergence of the LEDs is small and thus we recommend adjusting LED position regarding to the detector system before final evaluation/use of the devices.
- ✓ All data are valid for room temperature (22°C) and LED attached to a heatsink. Heatsink is important for normal LED operation especially in the CW mode.

